NOTES:-

1. THE MATERIAL FINISHES ON THE FACADE CAN BE VARIED AS MAY BE SANCTIONED BY THE COMPETENT AUTHORITY.
2. POSITION OF THE STAIRCASE CAN BE VARIED AS MAY BE SANCTIONED BY THE COMPETENT AUTHORITY .
3. CHANGE IN SIZE AND SHAPE OF WINDOW ON EXTERNAL FACADE IS ALLOWED AS MAY BE SANCTIONED BY THE COMPETENT AUTHORITY.
4. THE INTERNAL CHANGES ARE PERMISSIBLE AS MAY BE SANCTIONED BY THE COMPETENT AUTHORITY.
5. THE RESPONSIBILITY OF THE STRUCTURAL STABILITY OF THE BUILDING SHALL BE ENTIRELY OF THE OWNER / PRIVATE ARCHITECT

NOTE NO. 1 TO 5 ADDED TO ALLOW THE RELAXATION SECTION UNDER ITEM NO.41 11 OF P & D COMMITTEE BELD ON 18.8.97

ARCHITECTURE WING PUNJAB ,CHANDIGARH

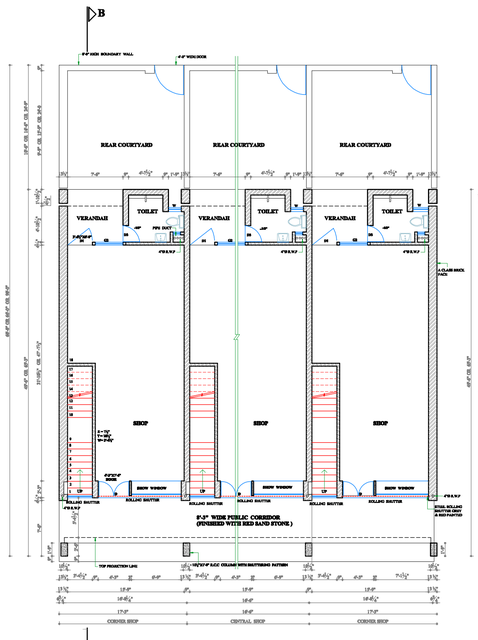

B GROUND FLOOR PLAN

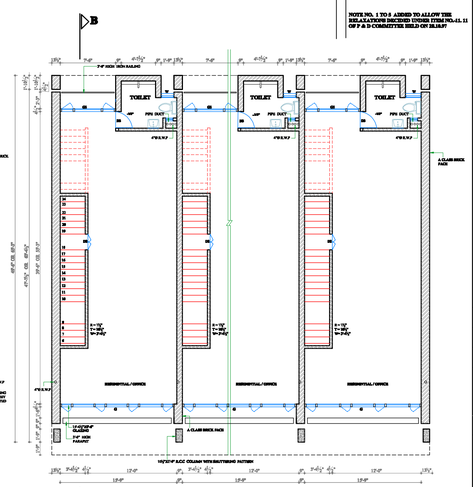

B FIRST FLOOR PLAN

NOTE:-
THIS SECTIONS DRAWING IS BASED ON THE ORIGINAL DRAWING OF THE CONCERNED DEPARTMENT. IN CASE OF ANY DISCREPANCY THE DETAILS IN THE ORIGINAL DRAWING SHALL PREVAIL UPON.

TRANSFER TO PUDA 22/7/96

SD/- CHIEF ARCHITECT PUNJAB C.A./75 /2009	
SD/- CHIEF ARCHITECT	SD/- SENIOR ARCHITECT
SD/- ARCHITECT	SD/- ASSTT. ARCHITECT

OFFICE OF CHIEF ARCHITECT, PUNJAB
S.C.O NO. - 100 SECTOR -17-D
CHANDIGARH - 160017

SD/- DEALT BY :-	SD/- CHECKED BY:-

ARCHITECTURAL DESIGN CONTROL OF SHOP AND OFFICE FOR BATALA & JALANDHAR S.A.S. NAGAR FOR SECTOR -56

GROUND FLOOR PLAN & FIRST FLOOR PLAN

SCALE = 1/8" = 1'-0"	
DATE 18-04-01	
JOB NO. 976-W	DRG. NO. 1

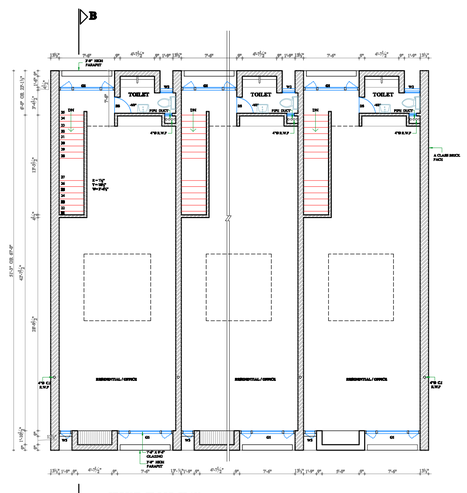

SECOND FLOOR PLAN

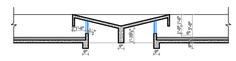

DETAIL - SECTION X - X

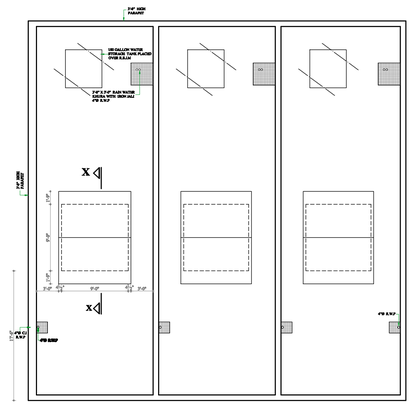

OPEN TERRACE FLOOR PLAN

NOTE:-
THIS SECTIONS DRAWING IS BASED ON THE ORIGINAL DRAWING OF THE CONCERNED DEPARTMENT. IN CASE OF ANY DISCREPANCY THE DETAILS IN THE ORIGINAL DRAWING SHALL PREVAIL UPON.

ARCHITECTURE WING PUNJAB ,CHANDIGARH

S.NO.	NOTES

DETAIL OF DOOR - WINDOW & VENTILATORS

	NAME	SIZE	CILL LVL.	LINTEL LVL.	REMARKS
1	D	4'-0"X7'-0"	0	7'-0"	
2	D-1	0'-4 1/2"X3'-0"	-	3'-0"	
3	D-2	3'-0"X3'-0"	-	6'-0"	
4	D-3	3'-0"X3'-0"	-	6'-0"	
5	V	1'-0"X3'-0"	-	6'-0"	
6	W-1	3'-0"X3'-0"	-	6'-0"	
7	W-2	1'-0"X3'-0"	3'-0"	6'-0"	
8	W-3	1'-0"X3'-0"	3'-0"	6'-0"	
9	G	10'-4 1/2"X5'-0"	3'-0"	8'-0"	
10	G-1	7'-0"X3'-0"	3'-0"	6'-0"	
11	G-2	0'-4 1/2"X3'-0"	3'-0"	6'-0"	
12	V	0'-4 1/2"X3'-0"	6'-0"	9'-0"	
13	DH	10'-0 1/2"X7'-0"	-	7'-0"	
14	DH-1	9'-0"X7'-0"	-	7'-0"	

TRANSFER TO PUDA 22/7/96

S. NO.	DESCRIPTION	SIGN	DATE

SD/- CHIEF ARCHITECT PUNJAB C.A./75 /2009	
SD/- CHIEF ARCHITECT	SD/- SENIOR ARCHITECT
SD/- ARCHITECT	SD/- ASSTT. ARCHITECT

OFFICE OF CHIEF ARCHITECT, PUNJAB
S.C.O NO. - 100 SECTOR -17-D
CHANDIGARH - 160017

SD/- DEALT BY :-	SD/- CHECKED BY:-

ARCHITECTURAL DESIGN CONTROL OF SHOP AND OFFICE FOR BATALA & JALANDHAR S.A.S. NAGAR FOR SECTOR -56

SECOND FLOOR PLAN & OPEN TERRACE FLOOR PLAN

SCALE = 1/8" = 1'-0"	
DATE = 18-04-01	
JOB NO. 976-W	DRG. NO. 2

REAR ELEVATION

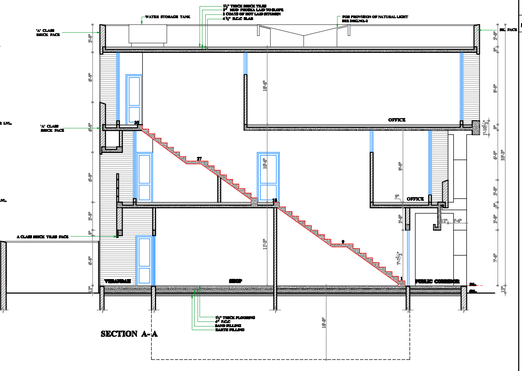

SECTION A-A

FRONT ELEVATION

LEFT SIDE ELEVATION

NOTE:-
THIS SECTIONS DRAWING IS BASED ON THE ORIGINAL DRAWING OF THE CONCERNED DEPARTMENT. IN CASE OF ANY DISCREPANCY THE DETAILS IN THE ORIGINAL DRAWING SHALL PREVAIL UPON.

ARCHITECTURE WING PUNJAB ,CHANDIGARH

S.NO.	DESCRIPTION

TRANSFER TO PUDA 22/7/96

SD/- CHIEF ARCHITECT PUNJAB C.A./75 /2009	
SD/- CHIEF ARCHITECT	SD/- SENIOR ARCHITECT
SD/- ARCHITECT	SD/- ASSTT. ARCHITECT

OFFICE OF CHIEF ARCHITECT, PUNJAB
S.C.O NO. - 100 SECTOR -17-D
CHANDIGARH - 160017

SD/- DEALT BY :-	SD/- CHECKED BY:-

ARCHITECTURAL DESIGN CONTROL OF SHOP AND OFFICE FOR BATALA & JALANDHAR , S.A.S. NAGAR FOR SECTOR -56

ELEVATION & SECTION

SCALE = 1/8" = 1'-0"	
DATE = 18-04-01	
JOB NO. 976-W	DRG. NO. 3